

# LED SCENELITE S16



Over 1700 lumens; >800 lux at 1 metre



Unique light projections covering over 50m<sup>2</sup>



Low power consumption (only 18W)



Multi-voltage (10-32V)



Waterproof to IP67



First choice for Emergency Services professionals



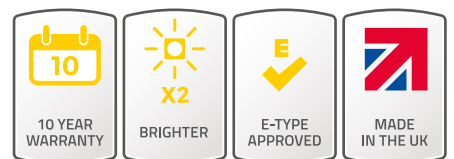
E-type approved



TECHNICAL SPECS OVERLEAF  APRIL 2016



DESIGNED FOR MULTI-SECTOR APPLICATIONS



# LED SCENELITE S16

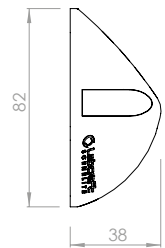

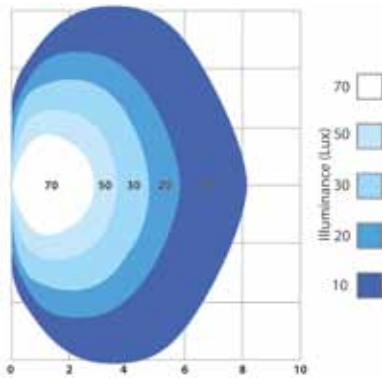
**Long life, high intensity Cree LEDs** - This technology produces a clean white light and creates a safe working environment providing a light output of over 800 lux at 1 metre.

**Over 1700 lumens output** - Using the very best LED technology, the LED Scenelite produces 1704 lumens, providing up to an average of 40 lux across six square metres (in-house testing results).

**Unique light projections** - The Scenelite produces superior illumination due to a unique design. All six LEDs are first angled at 40 degrees towards the ground, the outer two are then tilted by 30 degrees to each side, improving light distribution.

**Low power consumption (only 18W)** - Most tungsten scene lights use 40 - 50W of power to produce just 500 - 700 lumens.

**Waterproof to IP67** - The tough outer enclosure and potting over more sensitive components provides protection against severe weather conditions and pressure washing.



SI6\_6-3MVSV



SI6\_6-3MVY



## SPECIFICATION

ALL DIMENSIONS HAVE A TOLERANCE OF +/-1mm

		SI6_6-3MV (12V)	SI6_6-3MV (24V)
Voltage Range	VDC	10 to 32	10 to 32
Average Current	A	1.5A	0.75A
Light Output	lm	1704	1704
Watts	W	18W	18W
Weight	kg	0.45	0.45
Temp. Range	°C	-30 to +40	-30 to +40
IP Rating	IP	IP67	IP67

E & OE

